



TYPE: Navara  
 MODEL: D23, NP300  
 YEAR: 08/2014 on  
 DETAIL: 4x4 Single Cab/Dual Cab/Extra Cab, Frontier (USA),  
 Coil Spring Rear Suspension Models



## FRONT





QTY	PART NUMBER	PRICE
-----	-------------	-------

## COIL SPRING




Due to the Restricted Suspension Geometry, a Maximum of 40mm Lift is Achievable in the Front of this Vehicle.

Must Fit GS45-642 or MR45-50642 Shock Absorbers If Raising Vehicle More Than 10mm

## 2.3L &amp; 2.5L Turbo Diesel

	Linear Rate Standard Height Heavy Duty Up to 80Kg	1	<b>C45-440</b>	B
	Linear Rate Raised Height (25mm Lift)	1	<b>C45-440</b>	B
	Linear Rate Raised Height (35mm Lift) Up to 50Kg	1	<b>C45-254</b>	B
	Linear Rate Raised Height (40mm Lift) 60-90Kg Comfort Option	1	<b>C45-248X</b>	C
	Linear Rate Raised Height (40mm Lift) 60-100Kg	1	<b>C45-442</b>	B

## SHOCK ABSORBER

	Twin Tube Nitro-Gas	2	<b>GS45-642</b>
	IFP Monotube Shock	2	<b>IMS45-50642</b>
	Monotube Remote Reservoir (3-Way Adjustable) Adjustable Spring Seat Height X = 106mm / 4.17"	2	<b>MRA45-A642</b>

X - Centre of Eye to Spring Seat

## BUMP STOP

Replacement Bump Stop Progressive Adjustable 0-35mm Extension	2	<b>BS59-560</b>
--	---	-----------------

Replaces Original Bump Stop.  
 If Exceeding Listed Spring Seat Heights This MUST Be Used To Prevent  
 Coil Bind.

## STRUT TOP CAP

	Strut Top Cap	2	<b>SC45-004</b>
--	---------------	---	-----------------







## REAR

QTY	PART NUMBER	PRICE
-----	-------------	-------





## COIL SPRING

Remove OE Coil Spring Insulator and Fit to Dobinsons Coil Spring

Note: Some 2018 Vehicles Have Factory Higher Rear Springs And These Springs Will Provide Approximately 25mm Less Lift Than Stated

	Variable Rate Standard Height 50-150Kg Constant Load	1	<b>C45-457V</b>	B
	Variable Rate Standard Height Heavy Duty 150-300Kg Constant Load	1	<b>C45-459V</b>	B
	Variable Rate Raised Height (20mm Lift) No Load	1	<b>C45-457V</b>	B
	Variable Rate Raised Height (40mm Lift) Up to 80Kg Constant Load Comfort Option	1	<b>C45-441V</b>	B
	Variable Rate Raised Height (40mm Lift) 250-300Kg Constant Load	1	<b>C45-443V</b>	B
	Variable Rate Raised Height (40mm Lift) 450-550Kg Constant Load	1	<b>C45-445V</b>	C

## SHOCK ABSORBER

	Twin Tube Nitro-Gas	2	<b>GS45-646</b>
	IFP Monotube Shock	2	<b>IMS45-50646</b>
	Monotube Remote Reservoir (3-Way Adjustable)	2	<b>MRA45-A646</b>
	IFP Monotube Shock (Long Travel)	2	<b>IMS45-50653</b>

Also Suits 3" Lifts

## CONTROL ARM

Designed For More Articulation

## Upper Control Arm

Heavy Duty Rear Upper Adjustable Control Arms (Pair) Complete With Bushes	1	<b>WA45-541K</b>
---	---	------------------

## Lower Control Arm

Heavy Duty Rear Lower Adjustable Control Arms (Pair) Complete With Bushes	1	<b>WA45-540K</b>
---	---	------------------

## ADJUSTABLE PANHARD ROD

Adjustable Panhard Rod	1	<b>PR45-1425</b>
------------------------	---	------------------

## SWAYBAR EXTENSION &amp; BRAKE EXTENSION BRACKET

Sway Bar Extension & Brake Extension Bracket	1	<b>SE45-523K</b>
---	---	------------------