















**TYPE:** Hilux  
**MODEL:** KZN/LN/RN 165/166/167, LN170 (2.4L TD), LN172 3.0L D, RZN169  
**YEAR:** 10/1997 to 2005  
**DETAIL:** Single Cab, Dual Cab, Extra Cab,  
**Independent Front Suspension**



FRONT		QTY	PART NUMBER	PRICE	REAR		QTY	PART NUMBER	PRICE
<b>TORSION BAR</b>					<b>LEAF SPRING</b>				
	Heavy Duty Rate Increased Length 1064mm	1	<b>TB59-1646</b>			3 + 2 Leaves Raised Height (50mm Lift) Medium Duty Up to 100Kg Constant Load	2	<b>HIL-034-R</b>	
<b>SHOCK ABSORBER</b>					<b>SHOCK ABSORBER</b>				
	Twin Tube Gas Heavy Duty	2	<b>GS59-088</b>			4 + 2 Leaves Raised Height (50mm Lift) Heavy Duty 200Kg Constant Load	2	<b>HIL-035-R</b>	
<b>STEERING DAMPER</b>					<b>SHACKLE BUSH KIT</b>				
	Heavy Duty Complete with Fittings	1	<b>SD59-833</b>			Kit Contains: 2 x PB59-1529 4 x PB59-1530 4 x PB59-1547	1	<b>PB59-1084K</b>	
					<b>U-BOLT KIT</b>				
						Kit Contains: 2 x UB59-453-2	2	<b>UB59-453-2K</b>	
					<b>SHOCK ABSORBER</b>				
						Twin Tube Gas Comfort Option Medium Load	2	<b>GS59-649</b>	
						Twin Tube Gas Extra Heavy Duty (Big Bore) 350Kg Constant Load	2	<b>GS59-651</b>	
						Twin Tube Gas Heavy Duty (Long Travel)	2	<b>GS59-229</b>	
					<b>SHACKLE</b>				
						Greasable: Fit in Pairs	2	<b>SK59-010</b>	
					<b>PIN</b>				
						Greasable: Fit in Pairs	2	<b>SP59-060</b>	