


























TYPE: Fortuner
 MODEL: N160, N156
 YEAR: 07/2015 on
 DETAIL: 4x4 Wagon



| FRONT | | QTY | PART NUMBER | PRICE | REAR | | QTY | PART NUMBER | PRICE |
|--|---|-----|--------------------|-------|--|---|-----|---------------------|-------|
| COIL SPRING | | | | | COIL SPRING | | | | |
| 2.4L Turbo Diesel | | | | | COIL SPRING | | | | |
|  | Linear Rate Raised Height (45mm Lift) | 1 | C59-296 | B |  | Linear Rate Standard Height | 1 | C59-353 | B |
|  | Linear Rate Raised Height (45mm Lift) 40-60Kg | 1 | C59-300 | B |  | Linear Rate Raised Height (30mm Lift) Extra Heavy Duty | 1 | C59-355 | B |
|  | Linear Rate Raised Height (45mm Lift) 80-100Kg | 1 | C59-302 | B |  | Linear Rate Standard Height Comfort Option Recommended | 1 | C59-377 | B |
| 2.8L Turbo Diesel | | | | | COIL SPRING | | | | |
|  | Linear Rate Raised Height (45mm Lift) Up to 60Kg | 1 | C59-300 | B |  | Linear Rate Raised Height (30mm Lift) 100-200Kg Constant Load Extra Heavy Duty | 1 | C59-385 | B |
|  | Linear Rate Raised Height (45mm Lift) Comfort Option 60-100Kg | 1 | C59-302 | B |  | Linear Rate Raised Height (40mm Lift) Extra Heavy Duty | 1 | C59-385 | B |
|  | Linear Rate Raised Height (45mm Lift) Heavy Duty 80-100Kg | 1 | C59-728 | B |  | Linear Rate Raised Height (30mm Lift) Comfort Option Recommended | 1 | C59-691 | B |
| SHOCK ABSORBER | | | | | SHOCK ABSORBER | | | | |
|  | Twin Tube Gas Heavy Duty | 2 | GS59-228 | |  | Linear Rate Raised Height (45mm Lift) Comfort Option Recommended | 1 | C59-697 | B |
|  | Internal Monotube Adjustable Spring Seat Heavy Duty Original Setting of X = 213mm / 8.38" | 2 | IMS59-50700 | |  | Linear Rate Raised Height (20mm Lift) Comfort Option Recommended | 1 | C59-875 | B |
| X - Centre of Eye to Spring Seat | | | | | SHOCK ABSORBER | | | | |
|  | Monotube Remote Reservoir Spring Seat Height X = 226mm | 2 | MR59-50700 | | GS59-701B & MR59-50705B for use only with C59-691, C59-697 & C59-385. | | | | |
| X - Centre of Eye to Spring Seat | | | | | SHOCK ABSORBER | | | | |
|  | Twin Tube Gas Heavy Duty | 2 | GS59-705B | |  | Twin Tube Gas Heavy Duty | 2 | GS59-705B | |
| STRUT CAP | | | | |  | Twin Tube Gas Extra Heavy Duty (Extra Long Travel) | 2 | GS59-701B | |
|  | Strut Top Caps | 2 | SC59-001 | |  | Internal Monotube Heavy Duty | 2 | IMS59-50701B | |
| STRUT CAP | | | | |  | Monotube Remote Reservoir Heavy Duty | 2 | MR59-50705B | |
| STRUT CAP | | | | | TAILSHAFT SPACER KIT | | | | |
| STRUT CAP | | | | | Tailshaft Centre Bearing Spacer Kit Helps To Reduce Driveline Vibration In Lifted Vehicles. Should Be Fitted To All Lifted Vehicles. Lowers The Centre Bearing 12 or 24mm. | | | | |
| STRUT CAP | | | | | 1 WA59-553K | | | | |