



TYPE: FJ Cruiser
 MODEL: GSJ15
 YEAR: 11/2006 to 11/2010 (USA),
 01/2011 on (AUST)
 DETAIL: 4.0L V6





FRONT

QTY PART NUMBER PRICE



COIL SPRING

11/2006 to 11/2010

| | | | | |
|--|--|---|----------------|---|
|  | Linear Rate Raised Height (35mm Lift) | 1 | C59-238 | B |
|  | Linear Rate Raised Height (60mm Lift) Up to 50Kg | 1 | C59-300 | B |
|  | Linear Rate Raised Height (60mm Lift) 50-100Kg | 1 | C59-302 | B |
| 2011 on | | | | |
|  | Linear Rate Raised Height (35mm Lift) | 1 | C59-296 | B |
|  | Linear Rate Raised Height (60mm Lift) Up to 50Kg | 1 | C59-302 | B |
|  | Linear Rate Raised Height (60mm Lift) 80-100Kg | 1 | C59-350 | B |



SHOCK ABSORBER

11/2006 to 11/2010

| | | | | |
|--|---|---|-------------------|--|
|  | Twin Tube Gas Heavy Duty | 2 | GS59-221 | |
|  | Monotube Remote Reservoir Adjustable Spring Seat Heavy Duty Original Setting of X = 213mm / 8.38" | 2 | MR59-50221 | |

X - Centre of Eye to Spring Seat

2011 on

| | | | | |
|--|---|---|-------------------|--|
|  | Twin Tube Gas Heavy Duty | 2 | GS59-700 | |
|  | Monotube Remote Reservoir Adjustable Spring Seat Heavy Duty Original Setting of X = 213mm / 8.38" | 2 | MR59-50700 | |

X - Centre of Eye to Spring Seat

STRUT CAP

| | | | | |
|--|---------------|---|-----------------|--|
|  | Strut Top Cap | 2 | SC59-001 | |
|--|---------------|---|-----------------|--|

SWAY BAR RELOCATION

| | | | |
|-------------------------|---|------------------|--|
| Sway Bar Relocation Kit | 1 | SE59-525K | |
|-------------------------|---|------------------|--|

DIFF DROP KIT

| | | | |
|---------------|---|------------------|--|
| Diff Drop Kit | 1 | DD59-527K | |
|---------------|---|------------------|--|

Must Fit When Raising Vehicle Above 50mm

UPPER CONTROL ARM

| | | | |
|---|---|-------------------|--|
| 3° Castor Built In Rubber Bushes with Ball Joint | 1 | UCA59-002K | |
|---|---|-------------------|--|






BUMP STOP

| | | | |
|--|---|-----------------|--|
| Replacement Bump Stop Adjustable 0-25mm Extension | 2 | BS59-560 | |
|--|---|-----------------|--|







REAR

QTY PART NUMBER PRICE

COIL SPRING

| | | | | |
|---|---|---|----------------|---|
|  | Linear Rate Raised Height (30mm Lift) | 1 | C59-599 | B |
|  | Linear Rate Raised Height (60mm Lift) | 1 | C59-325 | B |
|  | Linear Rate Raised Height (80mm Lift) | 1 | C59-327 | B |
|  | Linear Rate Raised Height (60mm Lift) 150-300Kg Constant Load | 1 | C59-327 | B |
|  | Linear Rate Raised Height (80mm Lift) 100-300Kg Constant Load | 1 | C59-329 | B |

SHOCK ABSORBER

| | | | | |
|---|---|---|--------------------|--|
|  | Twin Tube Gas Comfort Option Extra Soft - No Load | 2 | GS59-705 | |
|  | Twin Tube Gas Heavy Duty (Long Travel) | 2 | GS59-701 | |
|  | Twin Tube Gas Extra Heavy Duty Standard Height Only | 2 | GS59-637 | |
|  | Internal Monotube Heavy Duty | 2 | IMS59-50701 | |
|  | Monotube Remote Reservoir Extra Soft Comfort - No Load | 2 | MR59-50705 | |
|  | Monotube Remote Reservoir Heavy Duty | 2 | MR59-50701 | |

SHOCK ABSORBER BRACKET

| | | | |
|---|---|-----------------|--|
| Recommended For Optimal Remote Reservoir Positioning And Fitment | 1 | RM59-014 | |
|---|---|-----------------|--|

Only For Use With MR59-50701 Or MR59-50705

ADJUSTABLE PANHARD ROD

| | | | | |
|---|----------------------|---|------------------|--|
|  | Complete with Bushes | 1 | PR59-1423 | |
|---|----------------------|---|------------------|--|

UPPER & LOWER TRAILING ARMS

Designed For More Articulation

| | | | |
|---|---|------------------|--|
| Heavy Duty Rear Lower Adjustable Control Arms (Pair) Complete With Bushes | 1 | WA59-520K | |
| Heavy Duty Rear Upper Adjustable Control Arms (Pair) Complete With Bushes | 1 | WA59-522K | |

SWAY BAR EXTENSION

| | | | |
|--|---|-----------------|--|
| Adjustable Sway Bar Extension (Suits 2" to 4" Lift) | 2 | SE59-529 | |
|--|---|-----------------|--|